



Sunovisio Company

Payment Method Per Product

This documentation will help you to install and configure Sunovisio Payment Method Per Product Extension very easily.

Version 1.1.0
7/15/2014

Introduction



Basically in Magento, payment methods are independent of items contained in your customer cart. With Sunovisio Payment Method Per Product Extension, you can easily disable some payment method depending on product, product categories or product attribute set.

Technical specification

The extension has been developed following Magento standard. It doesn't override any Magento base components to maximize compatibility with other extensions.

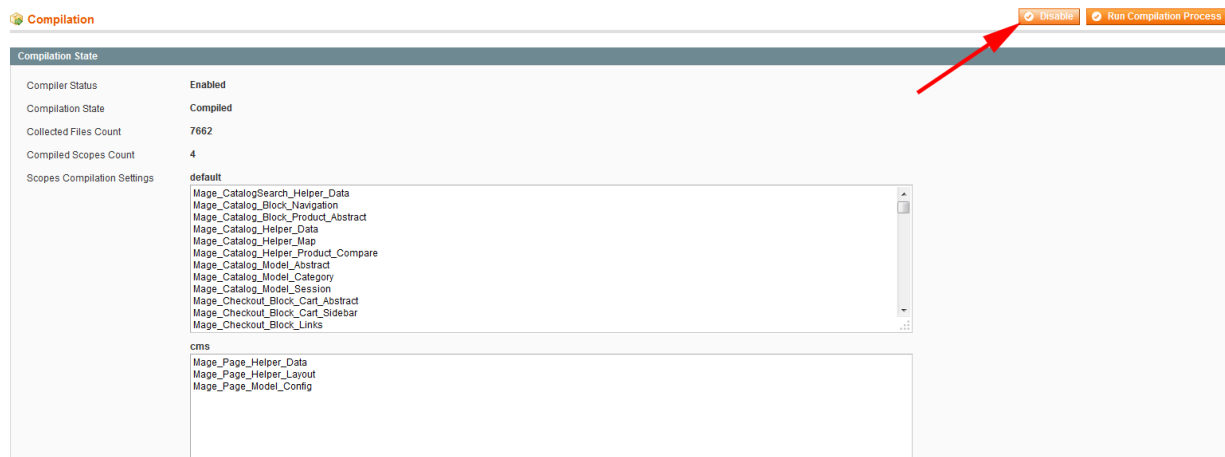
Language support

Sunovisio Payment Method Per Product has been translated in two languages:

-  French
-  English

Installation

To install your extension, you first have to disable the Magento compilation feature and cache. For that, go to your Magento backend, and then in System > Tools > Compilation. If it is enabled, click on the "disable" button.



To disable the cache, go to System > Cache management. Click on the "Select All" link, select the "Disable" options and then click on the "Submit" button.



You can now unzip your extension at the root of your Magento installation. After that, you need to logout of your Magento backend and login again. Check that you can access the extension configuration, and you can now re-enable the cache, and re-run the compilation process (don't just re-enable it, you have to re-compile). Here you are ! Your extension should be correctly installed.

Configuration Panel

The extension can be easily disabled directly using administration panel.

Payment Method Per Product Extension Save Config

Sunovisio help ↑



Get help when you need it
Contact us via email contact@sunovisio.com and make sure to follow [@sunovisio](#) on Twitter and on [Facebook](#) to not miss out on important product updates, news, and tips!

Check our other extensions
The [Sunovisio extension shop](#) will offer you all extensions you need to increase your sales.

Integration of your shop
Visit our website to follow our previous integration and get a great idea of our abilities <http://www.sunovisio.com>

Parameters ↑

Enabled [STORE VIEW]

Restrict Payment Method depending on Products Attributes

To disable some payment methods depending on products, go in Sunovisio -> Manage Payment Method Per Product.

Payment Method Per Product Manager Add New Rule

Page 1 of 1 pages | View 20 per page | Total 0 records found Reset Filter Search

Select All | Unselect All | Select Visible | Unselect Visible | 0 items selected Actions Submit

ID	Payment Method	Product	Category	Attribute Set	Status	Action
Any						

No records found.

On the top right, click on "Add New Rule" button to create a new rules for a payment method.

Add New Rule

Rule information

Payment Method *

Product
▲ Disable Payment Method if following product appears in the cart.

Category
▲ Disable Payment Method if a product from this category appears in the cart.

Attribute Set
▲ Disable Payment Method if a product of this attribute set appears in the cart.

Status

Here is the description of different parameters:

- ✚ Payment Method: choose the payment method you would like to apply the new rule
- ✚ Product: will disable the payment method if the selected product appears in the cart
- ✚ Category: will disable the payment method if one product of the selected category appears in the cart
- ✚ Attribute Set: will disable the payment method if one product of the selected attribute set appears in the cart
- ✚ Status: allows to enable or disable the current rule.

After configuring properly your new rule, click on “Save Rule” on top right.

Product Grid Massaction

In the product grid, a new massaction will be added allowing you to disable some payment method in bulk.

Page 1 of 6 pages | View 20 per page | Total 120 records found | [Notify Low Stock RSS](#) [Reset Filter](#) [Search](#)

Select All Unselect All Select Visible Unselect Visible 0 items selected										Actions	Disable Payment Method	Payment Method	ccsave	Submit
ID	Name	Type	Attrib. Set Name	SKU	Price	Qty	Visibility				ccsave	checkmo		Action
Any	From:				From:	From:					purchaseorder	banktransfer		
	To:				To:	To:					cashondelivery	googlecheckout		
					In:						authorizenet	paypal_express		Edit
<input type="checkbox"/>	166	HTC Touch Diamond	Simple Product	Cell Phones	HTC Touch Diamond	\$750.00	849	Catalog, Search			paypal_direct	paypal_standard		Edit
<input type="checkbox"/>	165	My Computer	Bundle Product	Computer	mycomputer		79	Catalog, Search			paypaluk_express	paypaluk_direct		Edit
<input type="checkbox"/>	164	Gaming Computer	Bundle Product	Default	computer_fixed	\$4,999.95	968	Catalog, Search			verisign	paypal_billing_agreement		Edit
<input type="checkbox"/>	163	Computer	Bundle Product	Default	computer		426	Catalog, Search			paypal_link	paypal_advanced		Edit
<input type="checkbox"/>	162	Microsoft Wireless Optical Mouse 5000	Simple Product	Default	micronmouse5000	\$59.99	760	Catalog, Search			hosted_pro	authorizenet_directpost		Edit
											paypal_mep			

Support

If you have any problem with installing the extension, you can contact us via your account on <http://ecommerce.sunovisio.com> using the ticket system or the chat. You can use as well our contact email address contact@sunovisio.com.

Thanks for your trust in Sunovisio Corporation.