



Sunovisio Corporation

# Sunovisio Quote PDF Printer Extension

This documentation will help you to install and configure Sunovisio Quote PDF Printer Extension very easily.

Version 3.5.0  
10/25/2014

## Introduction

How many of your customers want to save their cart or maybe print it to show their friends before purchase? Sunovisio solves this problem for you with Sunovisio Quote PDF Printer extension.

The extension will add a link on your cart page to let the customer print is cart content in PDF format. As well, your client can come back later and login to their account to download the quote again!

That's not all, from version 3.0.0, Sunovisio integrated a quote manager directly in administration panel which allows you to see what quotes have been printed by your customers. A notification system by email has also been added which allow administrator to receive a notification by email as soon as a customer print a quote!



From version 3.5.0, Sunovisio added the possibility to receive quote pdf directly as attachment of the notification email and a new "Terms And Conditions" field that will be added directly at the end of the PDF Quote.

## Technical specification

The extension has been developed following Magento standard. It doesn't override any Magento base components to maximize compatibility with other extensions.

## Language support

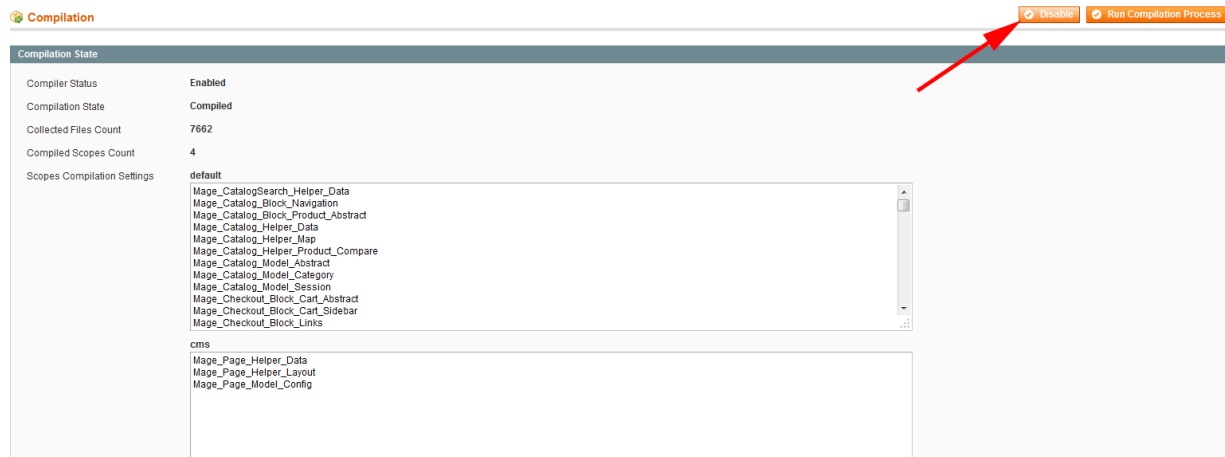
Sunovisio Quote PDF Printer has been translated in two languages:

-  French
-  English

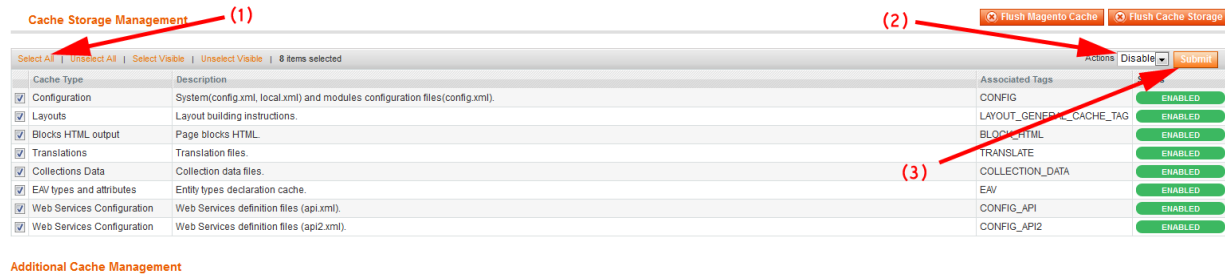
## Installation

To install your extension, you first have to disable the Magento compilation feature and cache.

For that, go to your Magento backend, and then in System > Tools > Compilation. If it is enabled, click on the “disable” button.



To disable the cache, go to System > Cache management. Click on the “Select All” link, select the “Disable” options and then click on the “Submit” button.




You can now unzip your extension at the root of your Magento installation. After that, you need to logout of your Magento backend and login again. Check that you can access the extension configuration, and you can now re-enable the cache, and re-run the compilation process (don't just re-enable it, you have to re-compile). Here you are ! Your extension should be correctly installed.

## Configuration panel


The extension is fully configurable directly from administration panel. You can restrict some feature to only logged in customers, change the layout of your PDF file, configure your alert settings without touching anything in files.

You can access the configuration panel selecting: System -> Configuration and choose Quote PDF Printer (under Sunovisio tab).

The configuration panel of the extension is composed of six sections:

-  Sunovisio help: this section gives you some basics information about Sunovisio support

Sunovisio help



**Get help when you need it**  
Contact us via email [contact@sunovisio.com](mailto:contact@sunovisio.com) and make sure to follow [@sunovisio](#) on Twitter and on [Facebook](#) to not miss out on important product updates, news, and tips!

**Check our other extensions**  
The [Sunovisio extension shop](#) will offer you all extensions you need to increase your sales.

**Integration of your shop**  
Visit our website to follow our previous integration and get a great idea of our abilities <http://www.sunovisio.com>

**Bug Tracker**  
If you have any issue with this extension, don't hesitate to use our bug tracking system to submit a ticket. We will answer you as fast as possible. You can access the ticket system here: [http://ac.sunovisio.com/public/index.php?path\\_info=submit&project=Quote%20Pdf%20Printer](http://ac.sunovisio.com/public/index.php?path_info=submit&project=Quote%20Pdf%20Printer)

- General parameters: this section allows you to configure some general behavior of the extension like enable or disable the extension for example.

### General parameters

Enabled	<input type="text" value="Yes"/>	[STORE VIEW]
Quote Format number	<input type="text" value="Q#"/> ▲ Use the symbol # to place your sequence number.	[STORE VIEW]
Sequence Quote Start	<input type="text" value="10000000"/> ▲ Quote Id will be added to this sequence to replace the # in your Quote Format Number.	[STORE VIEW]
Filename Prefix	<input type="text" value="quote-"/> ▲ Prefix for the filename downloadable by client.	[STORE VIEW]

- Frontend parameters: this section allows you to configure some parameters for frontend layout. For example, you can edit the link label on cart page.

### Frontend parameters

Label on cart page	<input type="text" value="Print your quote in PDF"/> ▲ Label displayed on cart page.	[STORE VIEW]
Display link only for logged in customer?	<input type="text" value="No"/>	[STORE VIEW]
Only logged in customer can print a quote?	<input type="text" value="No"/>	[STORE VIEW]
Enable button only if shipping has been estimated?	<input type="text" value="No"/>	[STORE VIEW]
Terms And Conditions	<p>This quote is valid for 28 days. The quotation is inclusive of V.A.T. Delivery charges may apply.*</p> <p>*For orders over £150, being delivered to the majority of mainland UK the delivery would be free of charge. To calculate delivery charges, enter your postcode at the checkout.</p> <p>For any advice or assistance please contact our customer service team or [REDACTED] or customer.service@[REDACTED]</p>	[STORE VIEW]

- Alert settings: this section allows you to configure email notifications when a customer print a new quote

Alert settings		
Enabled	<input type="text" value="Yes"/>	[STORE VIEW]
Email Sender	<input type="text" value="General Contact"/>	[STORE VIEW]
Email Template	<input type="text" value="Quote PDF Printer (Default Template from Loca"/>	[STORE VIEW]
Send notification too	<input type="text" value="loicf@sunovisio.com"/>	[STORE VIEW]
Send Quotation as Attachment	<input type="text" value="Yes"/>	[STORE VIEW]


- Layout: this section allows you to configure all the render of your PDF quote file like the font size, the coloration of each part, ...

Layout		
Font	<input type="text" value="LinLibertineFont"/>	[STORE VIEW]
<b>Configuration fields for your top header layout</b>		
Logo - address position	<input type="text" value="Logo on right - Address on left"/> <small>▲ Position of the logo and the address</small>	[STORE VIEW]
Address Font Size	<input type="text" value="15"/> <small>▲ Font size of the address text</small>	[STORE VIEW]
Address Color	<input type="text" value="FF0000"/> <small>▲ Color of the address text (hexadecimal format)</small>	[STORE VIEW]
<b>Configuration fields for your general quote information block</b>		
Border Color	<input type="text" value="065FA3"/> <small>▲ Color of the border block (hexadecimal format)</small>	[STORE VIEW]
Background Color	<input type="text" value="065FA3"/> <small>▲ Color of the background block (hexadecimal format)</small>	[STORE VIEW]
Quote Font Size	<input type="text" value="12"/> <small>▲ Font size of the quote block text</small>	[STORE VIEW]
Quote Color	<input type="text" value="FFFFFF"/> <small>▲ Color of the quote block text (hexadecimal format)</small>	[STORE VIEW]

- Preview: this section will allow you to see dynamically the change that will be applied on your PDF file when updating previous parameters. For example, if you change the color




of the address text to red, it will change it in this preview to let you see what will happen on your PDF file. No need to test hundreds of time like other extensions!

Preview



Sunovisio Corporation  
316, Hoa Hung ward 12  
District 10 Ho Chi Minh City  
Vietnam

Quote # 10000000  
Quote Date: Oct 25, 2014

Product Name	SKU	Unit Price	Qty	Subtotal
 The Only Children: Paisley T-Shirt	oc	\$100.00	1	\$100.00
 Anashria Womens Premier Leather Sandal	ana_8	\$41.95	7	\$293.65
 Zolof The Rock And Roll Destroyer: LOL Cat T-shirt	zol_r_med	\$13.50	5	\$67.50
<b>Subtotal:</b>				<b>\$461.15</b>
<b>Grand Total:</b>				<b>\$461.15</b>

This quote is valid for 28 days. The quotation is inclusive of V.A.T. Delivery charges may apply.\* \*For orders over £150, being delivered to the majority of mainland UK the delivery would be free of charge. To calculate delivery charges, enter

## How to upload new font?

Quote PDF Printer extension comes up with 4 fonts integrated. However, it allows you to upload new font via FTP. You can upload your new font in folder "media/fonts". Quote PDF Printer extension supports only True Type Font (ttf files).

After uploading your font, refresh your configuration panel. Your file will appear in the dropdown box "Font". You can select your new font and save your configuration panel.

## Quote manager

The extension will let you see what quotes have been printed by your customers. To access these quotes, select Sunovisio -> Quote PDF in administration panel. You will see a grid with the list of quotes printed by your customers.

**Item Manager**

Page 2 of 2 pages | View 20 per page | Total 26 records found

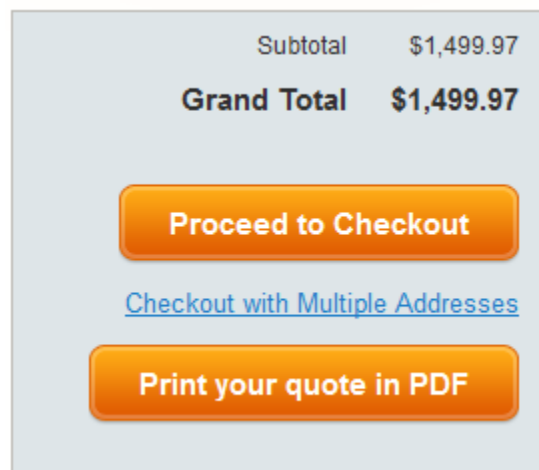
0 items selected

ID	Quote ID	Number of Items	Download	Created At	Customer
Any				From: <input type="text"/> To: <input type="text"/>	<input type="text"/>
<input type="checkbox"/>	6 9	2	<a href="#">quote-Q10000009-1.pdf</a>	Jul 31, 2013	Loic FARGE
<input type="checkbox"/>	5 0	0	<a href="#">quote-Q10000009.pdf</a>	Jul 31, 2013	Loic FARGE
<input type="checkbox"/>	4 0	0	<a href="#">quote-Q10000008.pdf</a>	Jul 31, 2013	Loic FARGE
<input type="checkbox"/>	3 0	0	<a href="#">quote-Q10000008.pdf</a>	Jul 31, 2013	
<input type="checkbox"/>	2 0	0	<a href="#">quote-Q10000000-1.pdf</a>	Jul 30, 2013	
<input type="checkbox"/>	1 0	0	<a href="#">quote-Q10000000.pdf</a>	Jul 30, 2013	

You can of course download quote directly from this section to see what has been printed by your customers!

## Frontend

In frontend, a new button will be added on your cart page.



Your client will only need to click on one button to print their quote!

## My account section

When one of your customer prints a quote, this quote will be saved under My account section. Your customer can like that, print it again if needed.

**MY ACCOUNT**

- Account Dashboard
- Account Information
- Address Book
- My Orders
- Billing Agreements
- Recurring Profiles
- My Product Reviews
- My Tags
- My Wishlist
- My Applications
- Newsletter Subscriptions
- My Downloadable Products
- My PDF quotes

## My PDF quotes

7 Item(s) Show  per page

Quote #	Number of items	Date	
10000009	2	7/31/13	<a href="#">Download</a>
10000009	2	7/31/13	<a href="#">Download</a>
10000009	2	7/31/13	<a href="#">Download</a>
10000009	2	7/31/13	<a href="#">Download</a>
10000009	2	7/31/13	<a href="#">Download</a>
10000000	0	7/31/13	<a href="#">Download</a>
10000000	0	7/31/13	<a href="#">Download</a>

7 Item(s) Show  per page

Very simple to use for you and your customers!

## Support

If you have any problem with installing the extension, you can contact us via your account on <http://ecommerce.sunovisio.com> using the ticket system or the chat. You can use as well our contact email address [contact@sunovisio.com](mailto:contact@sunovisio.com).

Thanks for your trust in Sunovisio Corporation.