



Sunovisio Company

# Sunovisio Retailer Quotation Extension

This documentation will help you to install and configure Sunovisio Retailer Quotation Extension very easily.

Version 1.2.0  
3/3/2014

## Introduction

Sunovisio Retailer Quotation Extension will allow your customers to create their own quotation for their own clients.

The extension will add a link on your cart page to let create a quotation in PDF format. As well, your client can come back later and login to their account to download the quote again!

The extension will allow as well your customers to input coefficient per product directly in cart page which will let them create a quotation with their own prices (automatically calculated using the coefficient they added).

Your customer will be able as well to input the address of his own client which will appear on the quotation file generated.



Very easy to install and use, the extension is required if you have retailers using your shop.

## Technical specification

The extension has been developed following Magento standard.

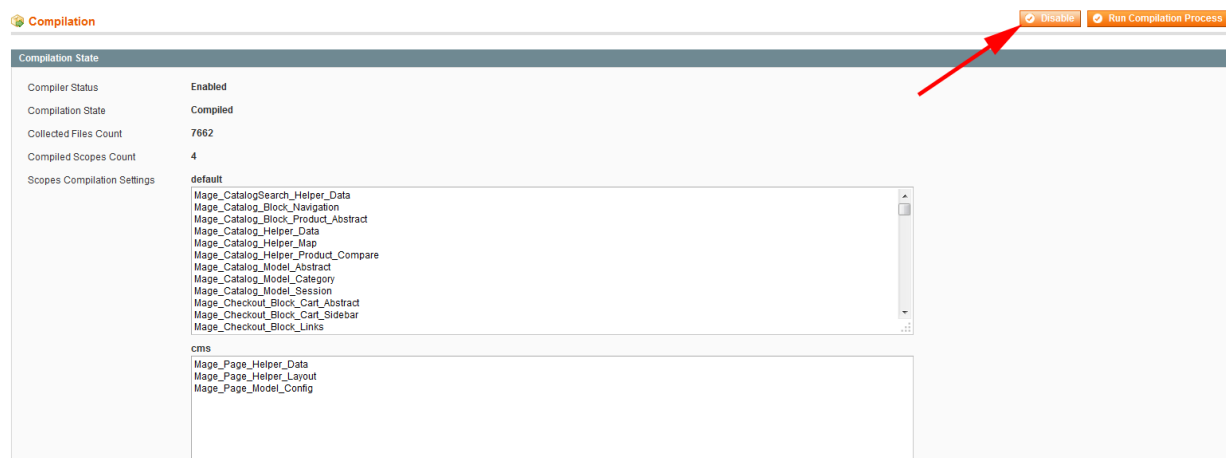
## Language support

Sunovisio Retailer Quotation has been translated in two languages:

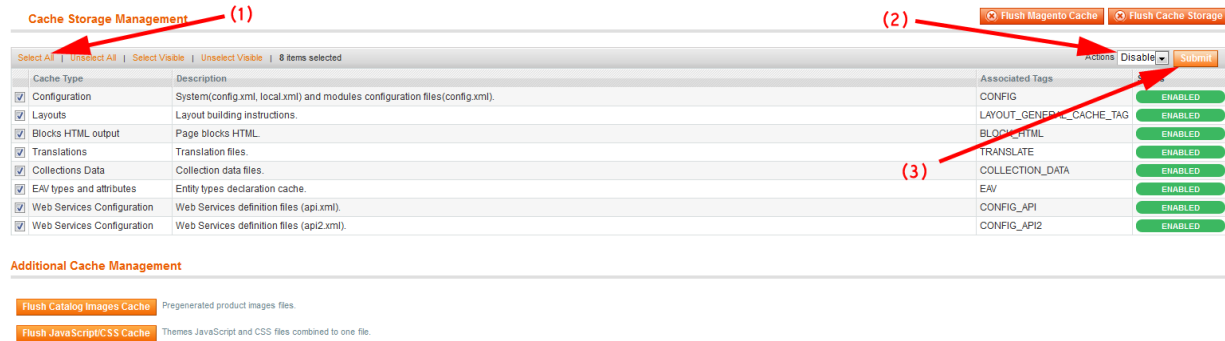
-  French
-  English

## Installation

To install your extension, you first have to disable the Magento compilation feature and cache. For that, go to your Magento backend, and then in System > Tools > Compilation. If it is enabled, click on the “disable” button.



To disable the cache, go to System > Cache management. Click on the “Select All” link, select the “Disable” options and then click on the “Submit” button.




You can now unzip your extension at the root of your Magento installation. After that, you need to logout of your Magento backend and login again. Check that you can access the extension configuration, and you can now re-enable the cache, and re-run the compilation process (don't just re-enable it, you have to re-compile). Here you are ! Your extension should be correctly installed.


## Configuration Panel

The extension is fully configurable directly accessing your Magento administration panel. You can access the configurations going in System -> Configuration and selecting “Retailer Quotation Extension” (under Sunovisio tab).

The configuration panel is divided into 6 sections:

-  Sunovisio help: this section gives you general information about Sunovisio Company and how to get support.



-  General parameters: this section allows you to configure some general behavior of the extension like enable or disable the extension for example.

General parameters		
Enabled	<input type="text" value="Yes"/>	[STORE VIEW]
Quote Format number	<input type="text" value="#"/> ▲ Use the symbol # to place your sequence number.	[STORE VIEW]
Sequence Quote Start	<input type="text" value="1000000"/> ▲ Quote Id will be added to this sequence to replace the # in your Quote Format Number.	[STORE VIEW]
Filename Prefix	<input type="text" value="quote-"/> ▲ Prefix for the filename downloadable by client.	[STORE VIEW]

✚ Frontend parameters: this section allows you to configure some parameters for frontend layout. For example, you can edit the link label on cart page.

Frontend parameters		
Label on cart page	<input type="text" value="Print your quote in PDF"/> ▲ Label displayed on cart page.	[STORE VIEW]
Use Coefficient	<input type="text" value="Yes"/>	[STORE VIEW]
Available for customer group	<input type="text" value="General"/> Wholesale Retailer QAAAA	[STORE VIEW]

✚ Alert settings: this section allows you to configure email notifications when a customer print a new quote

Alert settings		
Enabled	<input type="text" value="No"/>	[STORE VIEW]
Email Sender	<input type="text" value="General Contact"/>	[STORE VIEW]
Email Template	<input type="text" value="Retailer Quotation (Default Template from Loca"/>	[STORE VIEW]
Send notification too	<input type="text"/>	[STORE VIEW]

- Layout: this section allows you to configure all the render of your PDF quote file like the font size, the coloration of each part, ...

Layout		
Font	<input type="text" value="LinLibertineFont"/>	[STORE VIEW]
<b>Configuration fields for your top header layout</b>		
Client Address - Retailer Address Position	<input type="text" value="Client Address on right - Retailer Address on le"/> ▲ Position of the client address and the retailer address	[STORE VIEW]
Address Font Size	<input type="text" value="12"/> ▲ Font size of the address text	[STORE VIEW]
Address Color	<input type="text" value="000000"/> ▲ Color of the address text (hexadecimal format)	[STORE VIEW]
<b>Configuration fields for your general quote information block</b>		
Border Color	<input type="text" value="808080"/> ▲ Color of the border block (hexadecimal format)	[STORE VIEW]
Background Color	<input type="text" value="737373"/> ▲ Color of the background block (hexadecimal format)	[STORE VIEW]
Quote Font Size	<input type="text" value="12"/> ▲ Font size of the quote block text	[STORE VIEW]
Quote Color	<input type="text" value="FFFFFF"/> ▲ Color of the quote block text (hexadecimal format)	[STORE VIEW]

- Preview: this section will allow you to see dynamically the change that will be applied on your PDF file when updating previous parameters. For example, if you change the color of the address text to red, it will change it in this preview to let you see what will happen on your PDF file. No need to test hundreds of time like other extensions!

Preview

{{Retailer Address Block}}		{{Client Address Block}}			
Quote # 10000000					
Quote Date: Mar 2, 2014					
Product Name	SKU	Unit Price	Qty	Subtotal	
Ink Eater: Krylon Bombear Destroyed Tee	ink_sm	\$22.00	10	\$220.00	
My Computer	mycomputer	\$0.00	1	\$0.00	

## How to upload new font?

Quote PDF Printer extension comes up with 4 fonts integrated. However, it allows you to upload new font via FTP. You can upload your new font in folder “media/fonts”. Quote PDF Printer extension supports only True Type Font (tff files).

After uploading your font, refresh your configuration panel. Your file will appear in the dropdown box “Font”. You can select your new font and save your configuration panel.

## Quote manager

The extension will let you see what quotes have been printed by your customers. To access these quotes, select Sunovisio -> Quote PDF in administration panel. You will see a grid with the list of quotes printed by your customers.

Item Manager

Page 1 of 1 pages | View 20 per page | Total 15 records found

Select All | Unselect All | Select Visible | Unselect Visible | 0 items selected

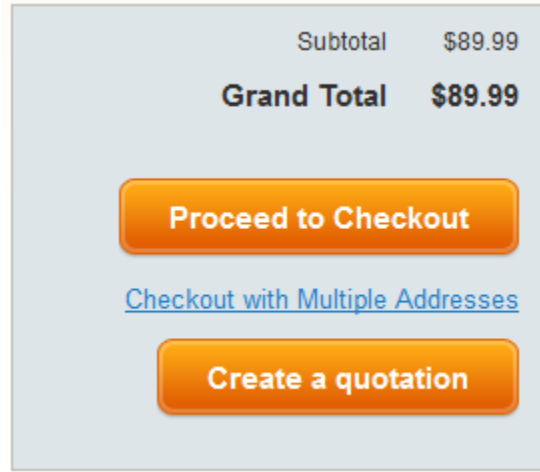
Actions [ ] Submit

ID	Quote ID	Number of Items	Download	Created At	Customer
Any				From: [ ] To: [ ]	[ ]
<input type="checkbox"/>	15	1	<a href="#">quote-10000001-14.pdf</a>	Mar 3, 2014	Loic FARGE
<input type="checkbox"/>	14	1	<a href="#">quote-10000001-13.pdf</a>	Mar 3, 2014	Loic FARGE
<input type="checkbox"/>	13	1	<a href="#">quote-10000001-12.pdf</a>	Mar 3, 2014	Loic FARGE
<input type="checkbox"/>	12	1	<a href="#">quote-10000001-11.pdf</a>	Mar 3, 2014	Loic FARGE
<input type="checkbox"/>	11	1	<a href="#">quote-10000001-10.pdf</a>	Mar 3, 2014	Loic FARGE
<input type="checkbox"/>	10	1	<a href="#">quote-10000001-9.pdf</a>	Mar 3, 2014	Loic FARGE
<input type="checkbox"/>	9	1	<a href="#">quote-10000001-8.pdf</a>	Mar 3, 2014	Loic FARGE
<input type="checkbox"/>	8	1	<a href="#">quote-10000001-7.pdf</a>	Mar 3, 2014	Loic FARGE
<input type="checkbox"/>	7	1	<a href="#">quote-10000001-6.pdf</a>	Mar 3, 2014	Loic FARGE

You can of course download quote directly from this section to see what has been printed by your customers!

## Frontend

If you customer is logged in and follow the conditions configured previously like his customer group for example, a new button will appear in your cart page.



As well, if you enabled coefficient in frontend, a new column will be added in your cart page, again if the current client meet requirements.

	Product Name		Move to Wishlist	Unit Price	Qty	Coef	Subtotal	
	<a href="#">Nine West Women's Lucero Pump</a> Shoe Size 3	<a href="#">Edit</a>	<a href="#">Move</a>	\$89.99	<input type="text" value="1"/>	<input type="text" value="2"/>	\$89.99	
	<a href="#">Sony VAIO VGN-TXN27N/B 11.1" Notebook PC</a>	<a href="#">Edit</a>	<a href="#">Move</a>	\$2,699.99	<input type="text" value="1"/>	<input type="text" value="5"/>	\$2,699.99	

[Continue Shopping](#) [Clear Shopping Cart](#) [Update Shopping Cart](#)

When clicking on “Create a quotation” button, a popup will opened allowing your customer to add his own customer address.

Create a Quotation ✕

Firstname

Lastname

Address

Zip Code

City

Country  
Please Select


After adding his own client address, your customer will only have to click on “Create the quotation” button which will generate the PDF file for him and let him download it.



LOIC FARGE  
 SUNOVISIO  
 316, HOA HUNG P13  
 HO CHI MINH CITY, DISTRICT 10  
 VIETNAM  
 T: 0909090909

JOHN DOE  
 43, RUE DE LA REPUBLIQUE  
 69100  
 VILLEURBANNE  
 FRANCE

QUOTE #: 10000001  
 QUOTE DATE: MAR 2, 2014

	PRODUCT NAME	SKU	UNIT PRICE	QTY	SUBTOTAL
	NINE WEST WOMEN'S LUCERO PUMP	NINE	\$179.98	1	\$179.98
	SHOE SIZE	3			

## My account section

When one of your customer prints a quote, this quote will be saved under My account section. Your customer can like that, print it again if needed.

**MY ACCOUNT**

- Account Dashboard
- Account Information
- Address Book
- My Orders
- Billing Agreements
- Recurring Profiles
- My Product Reviews
- My Tags
- My Wishlist
- My Applications
- Newsletter Subscriptions
- My Downloadable Products
- My PDF quotes**

### My PDF quotes

Items 1 to 10 of 17 total Page: 1 [2](#) ▶ Show  per page

Quote #	Number of items	Date	
10000001	2	3/2/14	<a href="#">Download</a>
10000001	2	3/2/14	<a href="#">Download</a>
10000001	2	3/2/14	<a href="#">Download</a>
10000001	1	3/2/14	<a href="#">Download</a>
10000001	1	3/2/14	<a href="#">Download</a>
10000001	1	3/2/14	<a href="#">Download</a>
10000001	1	3/2/14	<a href="#">Download</a>
10000001	1	3/2/14	<a href="#">Download</a>
10000001	1	3/2/14	<a href="#">Download</a>
10000001	1	3/2/14	<a href="#">Download</a>

Very simple to use for you and your customers!

## Support

If you have any problem with installing the extension, you can contact us via your account on <http://ecommerce.sunovisio.com> using the ticket system or the chat. You can use as well our contact email address [contact@sunovisio.com](mailto:contact@sunovisio.com).  
 Thanks for your trust in Sunovisio Corporation.