



Sunovisio Company

Documentation Promotion Per Customer Plus Extension

This documentation will help you to install and configure Sunovisio Promotion Per Customer Plus Extension very easily.

Version 1.0.0
1/7/2014

Introduction

Sunovisio Promotion Per Customer Plus allows you to create specific promotion for only one customer and a lot more like: number of previous order of the current customer, customer birthdate, amount already purchased for the current customer, is customer newsletter's subscriber.



As well, a new action has been added which allow to apply a promotion for the current customer on next order.

Technical specification

The extension has been developed following Magento standard.

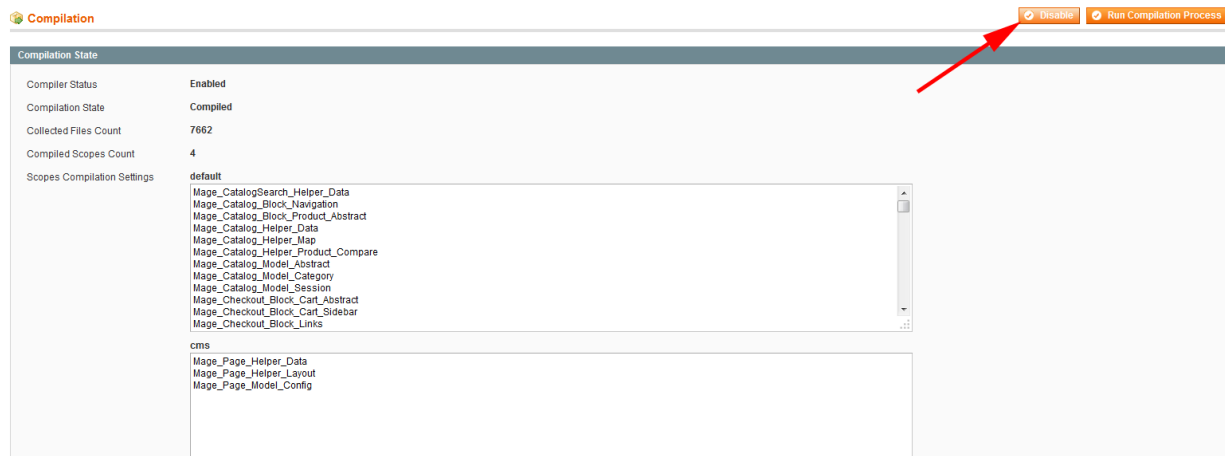
Language support

Sunovisio Promotion Per Customer has been translated in two languages:

-  French
-  English

Installation

To install your extension, you first have to disable the Magento compilation feature and cache. For that, go to your Magento backend, and then in System > Tools > Compilation. If it is enabled, click on the “disable” button.



Compilation

Compilation State

Compiler Status	Enabled
Compilation State	Compiled
Collected Files Count	7662
Compiled Scopes Count	4

Scopes Compilation Settings

default

- Mage_CatalogSearch_Helper_Data
- Mage_Catalog_Block_Navigation
- Mage_Catalog_Block_Product_Abstract
- Mage_Catalog_Helper_Data
- Mage_Catalog_Helper_Map
- Mage_Catalog_Helper_Product_Compare
- Mage_Catalog_Model_Abstract
- Mage_Catalog_Model_Category
- Mage_Catalog_Model_Session
- Mage_Checkout_Block_Cart_Abstract
- Mage_Checkout_Block_Cart_Sidebar
- Mage_Checkout_Block_Links

cms

- Mage_Page_Helper_Data
- Mage_Page_Helper_Layout
- Mage_Page_Model_Config

To disable the cache, go to System > Cache management. Click on the “Select All” link, select the “Disable” options and then click on the “Submit” button.

Cache Type	Description	Associated Tags	Actions
<input checked="" type="checkbox"/> Configuration	System(config.xml, local.xml) and modules configuration files(config.xml).	CONFIG	ENABLED
<input checked="" type="checkbox"/> Layouts	Layout building instructions.	LAYOUT_GENERATOR_CACHE_TAG	ENABLED
<input checked="" type="checkbox"/> Blocks HTML output	Page blocks HTML.	BLOCK_HTML	ENABLED
<input checked="" type="checkbox"/> Translations	Translation files.	TRANSLATE	ENABLED
<input checked="" type="checkbox"/> Collections Data	Collection data files.	COLLECTION_DATA	ENABLED
<input checked="" type="checkbox"/> EAV types and attributes	Entity types declaration cache.	EAV	ENABLED
<input checked="" type="checkbox"/> Web Services Configuration	Web Services definition files (api.xml).	CONFIG_API	ENABLED
<input checked="" type="checkbox"/> Web Services Configuration	Web Services definition files (api2.xml).	CONFIG_API2	ENABLED

Additional Cache Management

- Flush Catalog Images Cache** - Pregenerated product images files.
- Flush JavaScript/CSS Cache** - Themes JavaScript and CSS files combined to one file.

You can now unzip your extension at the root of your Magento installation. After that, you need to logout of your Magento backend and login again. Check that you can access the extension configuration, and you can now re-enable the cache, and re-run the compilation process (don't just re-enable it, you have to re-compile). Here you are ! Your extension should be correctly installed.

Configuration panel

You can access the configuration panel selecting: System -> Configuration and choose Promotion Per Customer Plus (under Sunovisio tab).

Promotion Per Customer Plus Save Config

Sunovisio help

Sunovisio

Get help when you need it
Contact us via email contact@sunovisio.com and make sure to follow [@sunovisio](#) on Twitter and on [Facebook](#) to not miss out on important product updates, news, and tips!

Check our other extensions
The [Sunovisio extension shop](#) will offer you all extensions you need to increase your sales.

Integration of your shop
Visit our website to follow our previous integration and get a great idea of our abilities <http://www.sunovisio.com>

Parameters

Enabled [STORE VIEW]

Here, you will be able to Enable or Disable the extension as you want.

Shopping Cart Price Rules

When creating a new Shopping Cart Price Rules, you will see that several new conditions have been added for you.

Shopping Cart Price Rule

Rule Information
Conditions
Actions
Labels

New Rule

Apply the rule only if the following conditions are met (leave blank for all products)

If **ALL** of these conditions are **TRUE** :

Please choose a condition to add... ▼

- Please choose a condition to add...
- Product attribute combination
- Products subselection
- Conditions combination
- Cart Attribute**
- Subtotal
- Total Items Quantity
- Total Weight
- Payment Method
- Shipping Method
- Shipping Postcode
- Shipping Region
- Shipping State/Province
- Shipping Country
- Customer**
- Customer Number of Previous Orders
- Is Customer Birthday
- Customer Has Already Purchased
- Customer is Subscriber

Here is the list of conditions with their description:

- Customer: allow you to specify a customer who will be applied the promotion
- Customer Number of Previous Orders: allow you to specify the number of previous orders required to get the promotion
- Is Customer Birthday: allow you to apply a promotion only on customer birthdate
- Customer Has Already Purchased: allow you to specify an amount that has been spent by the customer to get the promotion applied
- Customer Is Subscriber: allow you to apply a promotion only if client subscribes to the newsletter.

As well, a new action has been added which allow you to offer a promotion to a customer on next order only.

Shopping Cart Price Rule

Rule Information
Conditions
Actions
Labels

New Rule

Update prices using the following information

Apply	<input type="text" value="Percent of product price discount"/>
Discount Amount *	<input type="text" value="Percent of product price discount"/> <input type="text" value="Fixed amount discount"/> <input type="text" value="Fixed amount discount for whole cart"/> <input type="text" value="Buy X get Y free (discount amount is Y)"/> <input type="text" value="Percent of product price discount on next order"/>
Maximum Qty Discount is Applied To	<input type="text"/>
Discount Qty Step (Buy X)	<input type="text"/>
Apply to Shipping Amount	<input type="text" value="No"/>
Free Shipping	<input type="text" value="No"/>
Stop Further Rules Processing	<input type="text" value="No"/>

Apply the rule only to cart items matching the following conditions (leave blank for all items)

If **ALL** of these conditions are **TRUE** :



Support

If you have any problem with installing the extension, you can contact us via your account on <http://ecommerce.sunovisio.com> using the ticket system or the chat. You can use as well our contact email address contact@sunovisio.com.

Thanks for your trust in Sunovisio Corporation.