



Sunovisio Corporation

Paypal Request Payment Extension

This documentation will explain you how to configure and use Paypal Request Extension

Version 2.7.0
12/4/2013

Introduction


Sunovisio Paypal Request Payment will allow you to send Paypal Payment Request. Didn't you feel annoyed when creating orders from administration and cannot put as payment method Paypal. This extension is done for you. Stop login in Paypal account for each orders.

Technical specification

The extension has been developed following Magento standard. This extension supports multiwebsite feature and multilanguage feature.

Language support

Sunovisio Paypal Request Payment has been translated in one language:

 English

Installation

The installation process is pretty simple:

- 1) Unzip the extension you just downloaded from Sunovisio Extension Store and transfer via FTP the content of the folder in your Magento root directory.
- 2) Login into your Magento administration panel
- 3) Disable Compilation (System -> Tools -> Compilation)
- 4) Flush your cache (System -> Cache Management)
- 5) Logout from your Magento administration panel
- 6) Login again into your Magento administration panel.

Your extension should be installed correctly.

Paypal Request Payment Method

Paypal Request Payment will create for you a new Payment Method which can be chosen when creating order from administration. You can configure it directly in System -> Configuration -> Payment Method.

Purchase Order			
Authorize.net			
Authorize.net Direct Post			
Paypal Request Payment			
Enabled	<input type="text" value="Yes"/>		[WEBSITE]
Title	<input type="text" value="Paypal Request Payment"/>		[WEBSITE]

You can setup here if you want to enable or disable the payment method and the title of the payment method.

Configuration

Under the tab Sunovisio, you can access configuration directly via the link Paypal Request Payment.



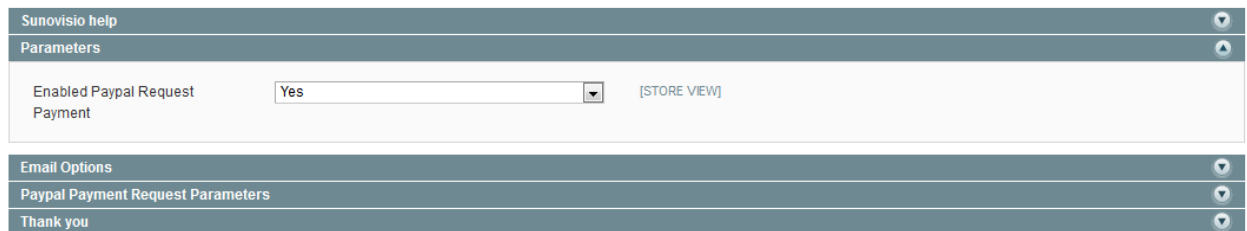
You can see there that configuration get five tabs. We will see them one by one bellow

Sunovisio help



This tab will give you some basic information about Sunovisio support and how to get help in case you have some issue when installing or configuring the extension.

Parameters



This tab will allow you to setup general setting for Paypal Request Payment Extension.

- Enabled Paypal Request Payment: if this field is set to Yes, administrator will be able to send Paypal Payment Request to customers. If you enable Paypal Request Payment, you will have to configure Paypal Payment Method to let customer be directly redirected to Paypal when clicking on Pay Paypal Request.

Email Options

Sunovisio help		
Parameters		
Email Options		
<p>This section allows you to configuration your mail setting for Paypal Request Payment extension.</p>		
Email Sender	<input type="text" value="General Contact"/>	[STORE VIEW]
Email Template	<input type="text" value="Paypal Request Payment (Default Template fro"/>	[STORE VIEW]
Send Copy To	<input type="text" value="farge.loic@gmail.com"/>	[STORE VIEW]
Paypal Payment Request Parameters		
Thank you		

This tab will allow you to configure which email template and sender will be used to send Paypal Payment Request.

Paypal Payment Request Parameters

Sunovisio help		
Parameters		
Email Options		
Paypal Payment Request Parameters		
<p>This section allows you to add extra settings for Paypal Request Payment extension.</p>		
Allow to repeat Payment Request	<input type="text" value="Yes"/>	[STORE VIEW]
Display payment link in the "new order" mail	<input type="text" value="Yes"/>	[STORE VIEW]
Thank you		

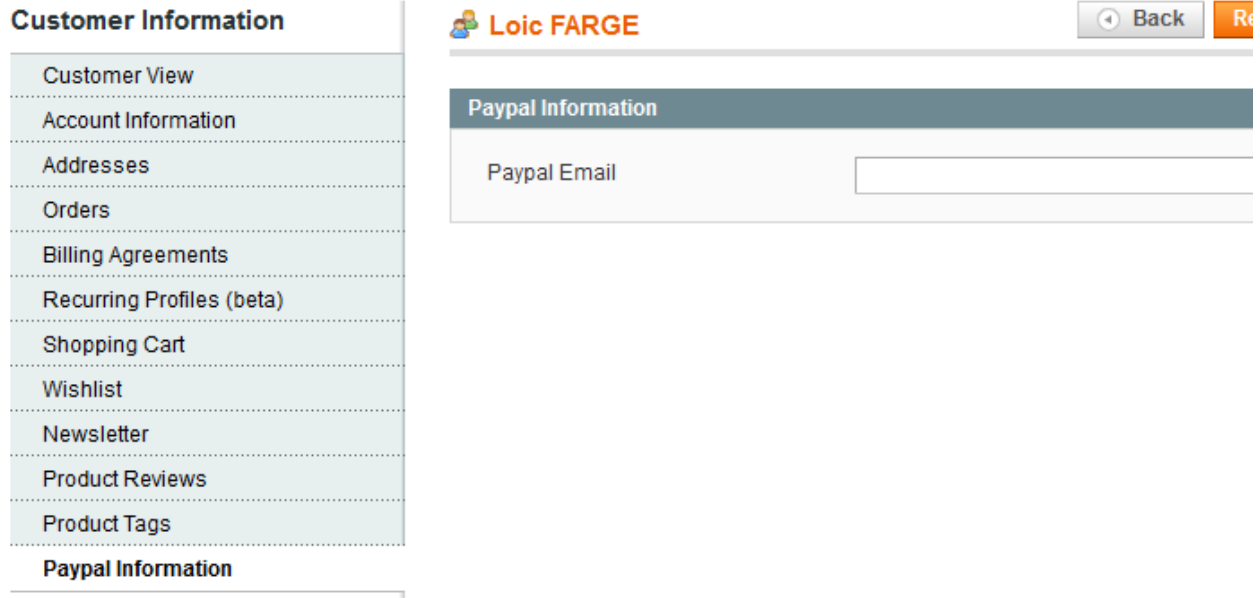
This tab allow you to enable or disable two features relative to payment request :

The first one state if the extension should allow admin to send more than one payment request for an order.

The second toggle the display of the payment link in the transactional email sent on every new order.

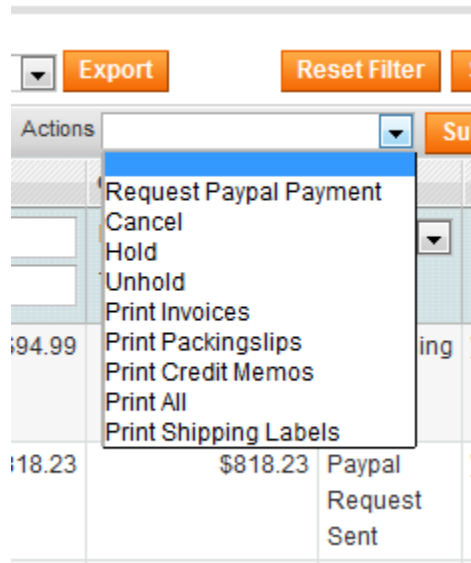
Customer Interface

Sometimes happens that the customer email account is not the same than the customer Paypal email address. We think about it for you already. In customer edition page, you can setup a different email address for Paypal. If empty, the extension will use the standard email address.



The screenshot shows a user interface for editing customer information. On the left is a vertical menu with options: Customer View, Account Information, Addresses, Orders, Billing Agreements, Recurring Profiles (beta), Shopping Cart, Wishlist, Newsletter, Product Reviews, Product Tags, and Paypal Information. The main content area shows the user 'Loic FARGE' and a 'Paypal Information' section with a text input field for 'Paypal Email'. Navigation buttons for 'Back' and 'Save' are visible at the top right.

Sales Order Grid Interface



The screenshot displays a table of sales orders with a context menu open over one of the rows. The menu includes the following actions: Request Paypal Payment, Cancel, Hold, Unhold, Print Invoices, Print Packingslips, Print Credit Memos, Print All, and Print Shipping Labels. The table below the menu shows columns for order amount, total amount, and payment status.

Amount	Total	Payment Status
94.99		
18.23	\$818.23	Paypal Request Sent

In the order grid, we added one massaction to send a Request Paypal Payment.

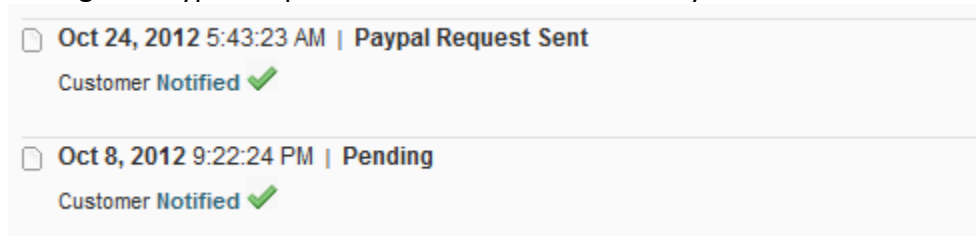
Sales Order Detail



The screenshot shows the top of a sales order detail page. It includes the order number 'Order # 300000001 | Nov 13, 2013 2:36:28 AM' and a toolbar with buttons for Back, Edit, Cancel, Send Email, Hold, Invoice, Ship, Reorder, and Paypal Request Payment.

In the sales order detail interface, we added one button which allow you to send or Paypal Request.

As well, all change in Paypal Request are added to status history.



Support

If you have any problem with installing the extension, you can contact us via your account on <http://ecommerce.sunovisio.com> using the ticket system or the chat. You can use as well our contact email address contact@sunovisio.com.

Thanks for your trust in Sunovisio Corporation.